

FRIENDSHIP STAR 9" BLOCK

1. FABRIC REQUIREMENTS:

- 2 – 4" squares light **fabric A**
- 2 – 4" squares dark **fabric B**
- 1 – 15" X 3 ½" strip light **fabric A**, cut into 4 – 3 ½" squares
- 1 – 3 ½" square **dark B** or or feature fabric

2. FABRIC CUTTING:

Using the 4" squares make 4 Half Square Triangles (HST):


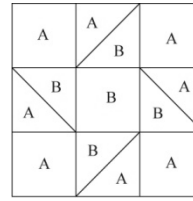

Put a light 4" **Fabric A** & a dark 4" **Fabric B** square **right sides** together.

Mark the diagonal on the fabric A.

SEW ¼" **ON BOTH** sides of diagonal.

Cut **ON** the marked diagonal.

Press to dark.



3. BLOCK CONSTRUCTION:

Sew three rows as shown in top block photo, using the dark 3 ½" square or a feature square in the centre.

Please do not trim.

Mail your blocks to:
QOV – HUG BLOCKS, 18604 81 AV NW,
EDMONTON AB T5T 1G1
For more information, please email:
HugsBlocks@QuiltsOfValour.ca
Let us know if you would like a set of
blocks to complete a Quilt of Valour.

Prepared for Quilts of Valour – Canada "Hugs Blocks" Project

www.QuiltsOfValour.ca

Quilted Hugs From Across the Nation!

Northcott designers Linda Ludovico and Deborah Edwards have created the fabric collection OH CANADA in support of Quilts of Valour – Canada™. Several fabrics are available in this **Stonehenge** line - and Quilts of Valour™ is inviting quilters across the country to make a block (or two, or more) from this line. Northcott sponsors Quilts of Valour™ through the sales of this line and through active promotion of our society. "Hug Blocks" made from Northcott's OH Canada line must be 9 ½" UNfinished; UNWASHED; and UNtrimmed. They can be any pattern, any design. However, PLEASE – USE ONLY the Northcott Stonehenge OH CANADA lines of fabric for these blocks. This makes it possible to mix blocks from across the country!



The fabric in this kit was cut to complete the pattern included. Please mark your city or region on the **FRONT** of the block. YES – the **FRONT** of the block. Your block should be mailed to the address provided with the pattern. Blocks will be gathered and grouped for a quilt top, representing as many places across Canada as we can. Quilters, quilting bees, guilds and anyone interested in completing a quilt of hugs are asked to let us know they are interested in completing a Quilt of Valour™ and we will forward a set of blocks representing several regions across the nation. You will be expected to complete the quilt, bind and label (with registered label that may be included in your package), just as you would any other Quilt of Valour. The quilt can then be forwarded to your nearest representative for presentation. The Hug Blocks from several regions of Canada wrap our injured CAF members past and present with many **quilted hugs from across the nation!!** *If you wish to make a quilt from blocks of hugs, contact the email noted on the pattern a set of blocks will be sent to you.*